


Creating a Michigan Registry Account

Go to www.miregistry.org



1. Click **CREATE ACCOUNT**.
2. Please note that the MiRegistry system requires a unique email to create an account. To complete the registration process, you will need to log in to your email account.

Create Your Insight Account for the Michigan Registry

The Michigan Registry has partnered with Insight Secure Identity to ensure you and your data are protected with the latest in online security measures.

Please enter the required info below to being creating your secure Insight account.


First Name

Middle Name

Last Name

Email Address

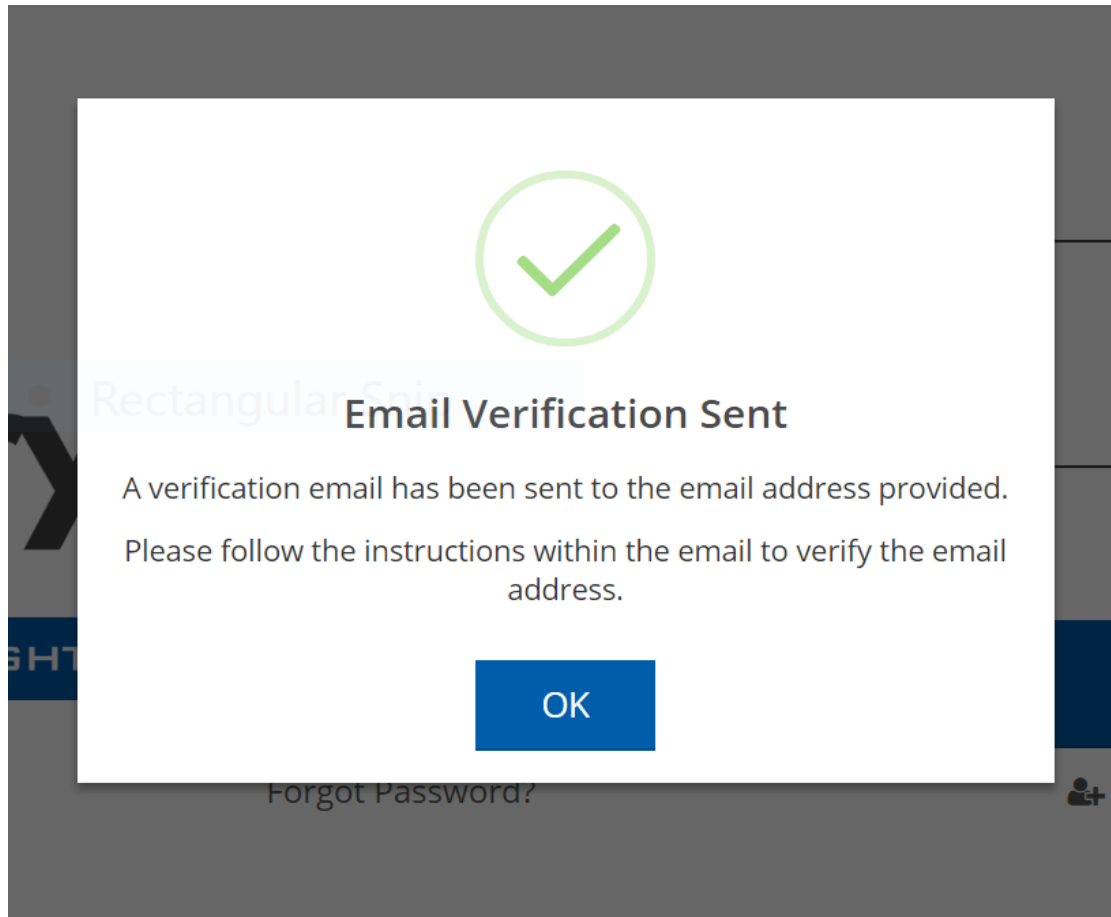
Create Account



Creating an Insight account gives you access to the full suite of tools offered within the Registry, including:

- Professional Profile
- Program Profile
- Professional Development Tools
- And much more

1. Enter your information in the fields.
2. Click **CREATE ACCOUNT**.
3. Please note that the MiRegistry requires a unique email to create an account.



1. A verification email has been sent to the email address provided. Please log in to your email account to verify the email address.

Check Your Email

☆ noreply@newworldnow.com Insight Account Confirmation -



Insight Account Verification

A new Insight Secure Identity Account has been requested for the following user.

Jenny Johnson

registrymichigan+jennyjohnson@gmail.com

Please click the "Verify Account" button below to verify your Insight Secure Identity Account setup.

Verify Account



© Copyright .



1. You will receive an email from noreply@newworldnow.com titled 'Insight Account Confirmation' as the subject. Please check your Spam and Junk folders if you don't see it in your inbox.
2. Click **VERIFY ACCOUNT**.

🔒 Create Password

Please enter a password to complete your Insight Secure Identity Account setup.

New Password

⚠ The Password field is required.

Re-enter New Password

Save Password



Password Requirements

Valid passwords must consist of the following:

- Minimum of 7 characters
- At least one capital letter
- At least one number

📌 Special characters such as '&' or '!' are encouraged but not required.

1. Create your password.
2. Click **SAVE PASSWORD**.

Create Your Account-Part 2



Powered by  INSIGHT

Rectangular Site

Email address

Password

Remember me

Log in

[Forgot Password?](#)

[Create Account](#)



1. Enter your email and password.
2. Click **LOGIN**.

Welcome to Michigan Registry

Please follow these instructions to create your individual profile. You must have an individual profile to:

Sign in to Michigan Registry

Register for training

Log and track professional development

Receive recognition for your achievements

And more!

🕒 Already Have an Account?

Now that you have signed in, we can help you get connected to your existing profile. Click Locate Account to get started.

[🕒 Locate Account](#)

🕒 New User?

Now that you have signed in, we can help you create your new profile. Click Create Account to get started.

[🕒 Create Account](#)

Any questions?

[Contact Support](#)

1. Click **CREATE ACCOUNT**.
2. Click **CONTACT SUPPORT** for assistance if needed.

1 Step Registry Look Up

Why Do I Need to Enter This First?

You may have a profile in the system. Please fill out this form so that we can see if your profile exists. The system will use your birth date and last five digits of your social security to find your profile. We store this information on your profile and will use it to verify your identity if you need to contact us.

i If no existing profiles are found, you will automatically continue onto new profile setup.

First Name
Pamela

Last Name
Test

Email Address
registrymichigan+pamtest@gmail.com

Primary Phone
- -

Date of Birth
Enter Date of Birth

Last 5 Digits of SSN
Enter Last 5 Digits of SSN

Required

Next >

1. Enter the required information and click **NEXT**.



Profile Information



An online application was not found using the information you provided. Please enter the following to begin the Michigan Professional Development Registry online application process.

First Name

Pamela

Middle Name

Last Name

Test

Email Address

registrymichigan+pamtest@gmail.com

Date of Birth

05/04/1981

Last 5 Digits of SSN

65123

Why can't I change my information?

Your name and email address are used to identify your Identity account. You can change your name and email address after completing profile setup.

Please enter any prior last names used on employment or education records that may be added to your profile.

Enter Previous Last Name/Maiden Name

1. For individuals new to MiRegistry, the system will note that an online application was not found- this is correct.

Mailing Address This is a Business Address

Address **Apt/Suite #**

Zip **City**

State **County**

Required *Required* *Required* *Required*

Home Address Same as Mailing Address

Address **Apt/Suite #**

Zip **City**

State **County**

Primary phone number

- -

Required

Secondary phone number

- -

Fax

- -

Are you an enrolled member of a federally recognized tribe, or a first or second generation descendant of an enrolled member?

Yes No



2. Enter the required information and click **NEXT**.



Communication Preferences

What is This?

We may send periodic communications related to the registry and your account. You are automatically subscribed to receive these communications. If you do not wish to receive these communications, please uncheck the box below.

Please note you will continue to receive emails about your account.

Yes, I wish to receive informational emails from the Registry. If you do not select this option, you will still receive emails about your account.

[← Back](#)

[Next >](#)

1. We recommend leaving the box checked for email communications- as we only send out pertinent information.
2. Click **NEXT**.



Terms of Use

What You Need to Know About Your Data

Please review and check the box below to continue.

Michigan Professional Development Registry
Notice of Privacy Practices

I acknowledge that I have reviewed the Privacy Policy.

← Back

Submit

1. Read through the listed Terms of Use on this page.
2. Check the acknowledgment box.
3. Click **SUBMIT**.
4. Success! You have created your MiRegistry account.